

A fund with a range of shots.



Introducing HSBC Multi Asset Allocation Fund

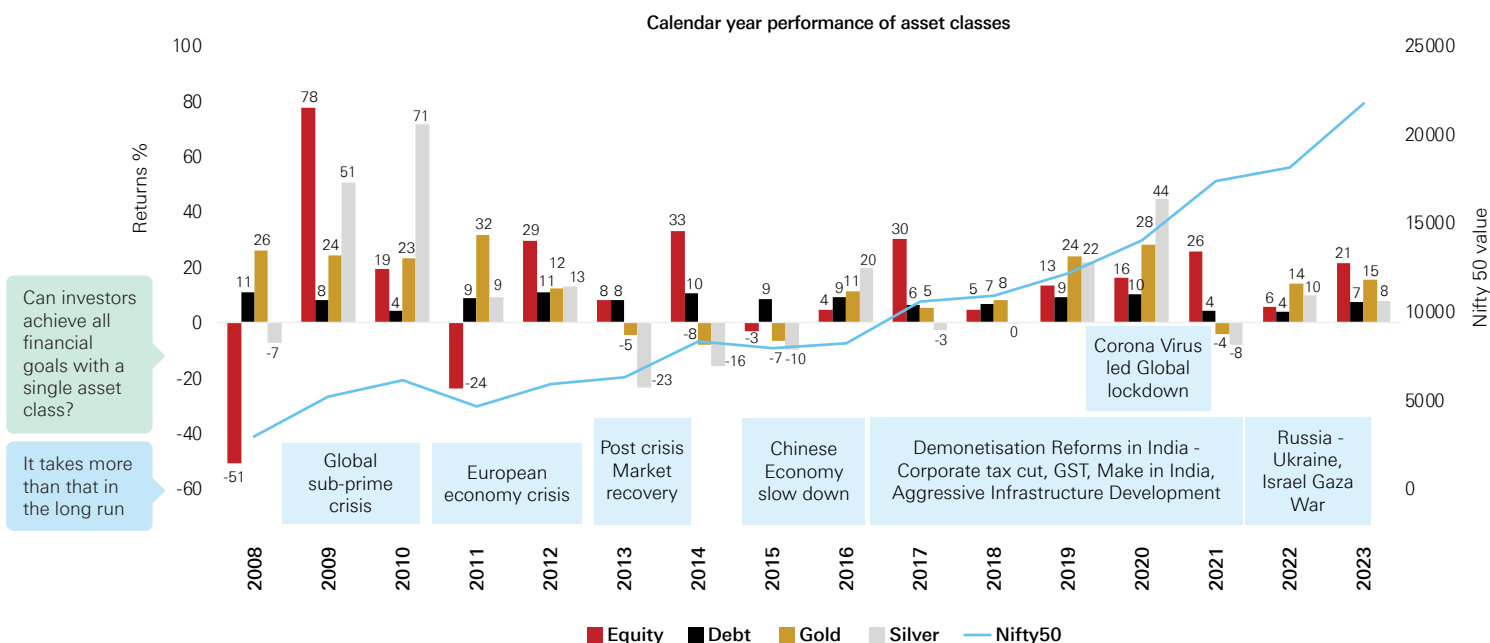
(An open ended scheme investing in Equity & Equity Related instruments, Debt & Money Market Securities and Gold / Silver ETFs)

To face all market deliveries.

NFO Dates:
8 - 22 February 2024

A seasoned player has an arsenal of shots ready to be used as per pitch conditions and delivery. Similarly, every portfolio needs different asset classes that can combine to provide return potential while adjusting risk. Choose a fund that invests in equity for growth potential while debt and Gold / Silver can help to balance risks in volatile market conditions.

History of asset classes through some major events



Can investors achieve all financial goals with a single asset class?
It takes more than that in the long run

- ◆ Equity markets have delivered strong performance during positive market situations but also corrected sharply during major events such as Sub-prime, Chinese slowdown and Corona virus led global lockdown
- ◆ During such events, asset classes such as Gold or Debt or Silver may compensate for negative equity performance

Best asset class may change often

Equity represented by NIFTY 50 TRI, Debt by NIFTY Short Duration Debt Index, and Price of Gold (per 10 gram), Prices of Silver, Nifty50 value.
 Source: MFI Explorer, ICRA, Data as on 31 December 2023, Absolute Returns for the period of 1 Jan to 31 Dec for respective Calendar Years.
 Past performance may or may not be sustained in the future and is not indicative of future results.

Multi Asset Allocation strategy offers diversification, reduces volatility

Equity represented by Nifty 50 TRI, Debt by CRISIL Composite Bond Fund Index, Gold by MCX/ spot gold prices (PM) (per 10 gram), Silver by MCX / spot silver prices (PM), Multi Asset Strategy = Equity (65%) + Debt (20%) + Gold (10%) + Silver (5%), Daily rolling performance with 1, 3 and 5-year rolling frequency / volatility, Volatility= Annualised Standard Deviation of daily weighted return,

Source: NSE, CRISIL, Data as on 31 December 2023. Performance results may have inherent limitations, and no representation is being made that any investor will or is likely to achieve.

Data period 1 Jan 2007 to 31 Dec 2023.

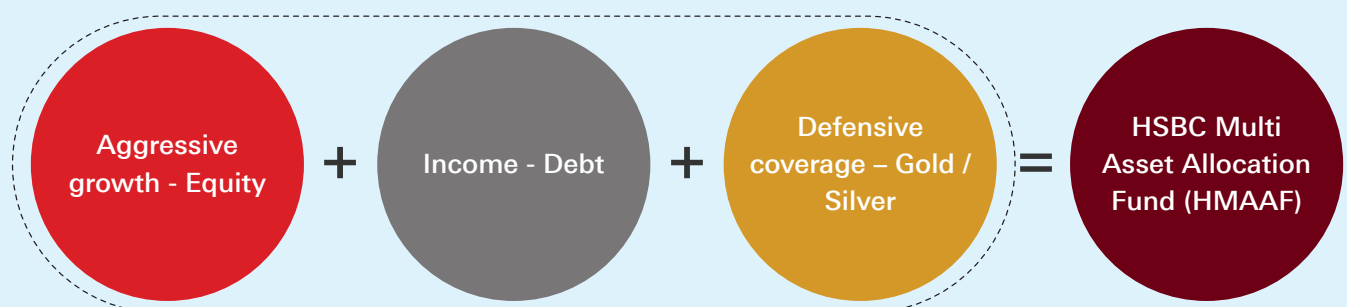
Past performance may or may not be sustained in the future and is not indicative of future results.

Rolling Returns	Parameters	Multi Asset Strategy	Nifty 50 TRI	Debt (100%)	Gold (100%)	Silver (100%)
1 Year	Average ▶	11.9%	13.0%	7.6%	13.2%	11.9%
	Minimum ▶	-38.0%	-55.4%	-0.5%	-17.3%	-29.9%
	Maximum ▶	73.4%	100.2%	15.8%	55.1%	159.7%
	Volatility ▶	14.8%	22.9%	3.7%	15.1%	28.9%
3 Years	Average ▶	11.7%	12.1%	7.8%	11.5%	9.6%
	Minimum ▶	-0.1%	-4.5%	4.1%	-8.0%	-17.3%
	Maximum ▶	27.5%	32.4%	12.9%	35.4%	52.4%
	Volatility ▶	3.9%	6.1%	1.8%	9.8%	15.7%
5 Years	Average ▶	11.0%	11.4%	8.0%	10.3%	6.8%
	Minimum ▶	2.3%	-1.0%	5.5%	-2.0%	-11.6%
	Maximum ▶	19.4%	21.8%	10.4%	28.5%	28.0%
	Volatility ▶	2.5%	4.2%	1.1%	7.5%	9.9%

Multi Asset Allocation scenarios show reasonable risk adjusted performance

Allrounder that grows through Ups and Downs

Introducing - **HSBC Multi Asset Allocation Fund**



While equity investments can be risky in the short term, they can drive long-term wealth creation.

Some debt instruments have potential to lower volatility and generate steady income.

Gold / Silver can help compensate volatility when situation arises and support growth over a long term.

In case of extreme events, Arbitrage can also help reduce volatility.

With an efficient asset allocation HMAAF aims to spread the risk, optimise performance and reduce risk to deliver risk adjusted growth in long run.

Multi Asset Allocation scenarios show reasonable risk adjusted performance

Source – HSBC Mutual Fund, For illustration purpose only.

Investment Strategy - HSBC Multi Asset Allocation Fund

Equity – 65% (minimum) to 80% allocation

- Actively managed portfolio of companies across market caps
- Typical equity allocation may range between 65% to 80%
- Asset re-allocation could be undertaken basis changes in a market / asset class outlook of the Fund House
- Approach: Blended –
Top down + Bottom up
- Style: Blended :
Growth and Value

Debt - 10% (minimum) to 25%

- Typical Debt allocation is likely to be around 10% to 25%
- Aims to invest in high quality assets including GOI securities, Corporate bonds, Money market instruments to generate alpha with active duration management
- Aims to build a liquid portfolio to enable positioning changes based on evolving scenario
- Focus on the short to medium end of the curve

Gold / Silver ETFs – 10% (minimum) to 25%

- Gold/Silver allocation is expected to be around 10% to 25%
- Aim to compensate volatility when situation arises and support growth over a long term through Gold / Silver
- Focus on the short to medium end of the curve

Arbitrage

- In certain market situations or if market outlook is negative, Equity portion can be used for arbitrage with an aim to lower a downside impact
- In case of extreme events Arbitrage can help reduce volatility and improve overall performance

The fund aims to capitalise on an optimum Multi Asset Allocation investment strategy

Source – HSBC Mutual Fund,

Note : Please refer to Scheme Information Document(SID) for more detail on Asset Allocation of the scheme

Why HSBC Multi Asset Allocation Fund?

- ◆ With an efficient asset allocation HSBC Multi Asset Allocation Fund aims to spread the risk across three major asset classes i.e. Equity, Debt and Gold/Silver risk to deliver fair risk adjusted growth in long run.
- ◆ HMAAF's typical equity allocation may range between 65% to 80%.
- ◆ The fund aims to follow blended i.e. Top-down + Bottom-up approach and blended Growth and Value style investing.
- ◆ Fund will take flexicap approach and invest across market caps based on prevailing valuation comfort
- ◆ General Debt allocation of the fund is likely to be around 10% to 25%.
- ◆ Aims to invest in high quality assets including GOI securities, Corporate bonds, Money market instruments to generate alpha with active duration management.
- ◆ The fund also aims to allocate around 10% to 25% to Gold/Silver ETF to compensate for volatility and support long term growth.
- ◆ In case of extreme events the fund may explore Arbitrage opportunities to help reduce volatility and improve overall performance.
- ◆ Asset re-allocation could be undertaken basis changes in a market / asset class outlook of the Fund House.

HMAAF is a fund with a range of shots which aims to face all market deliveries

Source – Bloomberg, Data as on 31 December 2023

Fund Details

Investment Objective	The aim of the fund is to generate long-term capital growth and generate income by investing in Equity & Equity Related instruments, Debt & Money Market Securities and Gold / Silver ETFs. However, there can be no assurance or guarantee that the investment objective of the scheme would be achieved.
Benchmark	S&P BSE 200 TRI (65%) + NIFTY Short Duration Debt Index (20%) + Domestic Price of Gold (10%) + Domestic Price of Silver (5%)
Fund Manager	Ms. Cheenu Gupta (For Domestic equities), Mr. Dipan Parikh (Gold / Silver ETFs), Mr. Mahesh Chhabria (For Fixed Income), Mr. Sonal Gupta (For foreign securities)

Reach us 1800 200 2434

www.assetmanagement.hsbc.co.in

Follow us on     

HSBC Multi Asset Allocation Fund

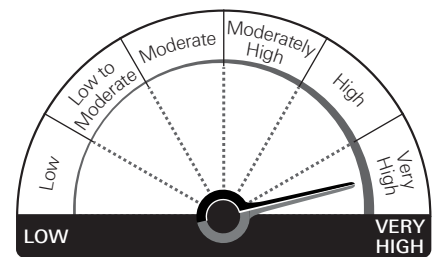
(An open ended scheme investing in Equity & Equity Related instruments, Debt & Money Market Securities and Gold / Silver ETFs)

This product is suitable for investors who are seeking*:

- Long term wealth creation
- Investment in equity and equity related securities, fixed income instruments and Gold / Silver ETFs

*Investors should consult their financial advisers if in doubt about whether the product is suitable for them.

*Riskometer of the Scheme

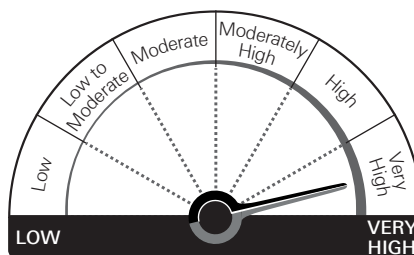


Investors understand that their principal will be at Very High risk

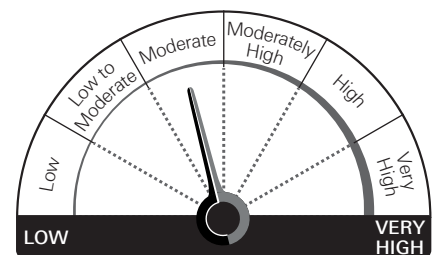
Riskometer of the Benchmarks

S&P BSE 200 TRI (65%) + NIFTY Short Duration Debt Index (20%) + Domestic Price of Gold (10%) + Domestic Price of Silver (5%)

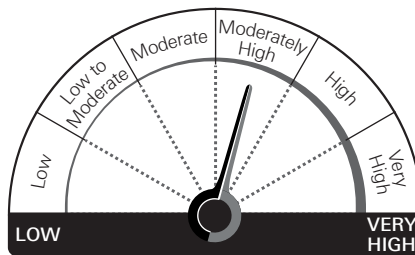
S&P BSE 200 TRI



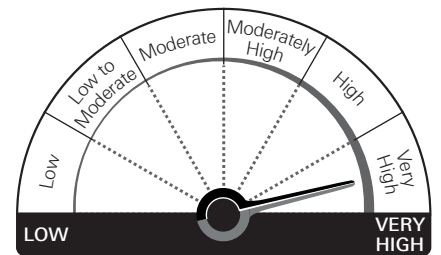
NIFTY Short Duration Debt Index



Domestic price of gold



Domestic price of silver



Product labelling assigned during the NFO is based on internal assessment of the scheme characteristics or model portfolio and the same may vary post NFO when the actual investments are made.

Refer to the Scheme Information Document (SID) of HSBC Multi Asset Allocation Fund for more details.

Past performance may or may not be sustained in the future and is not indicative of future results. Source: HSBC Mutual Fund, data as on 31 December, 2023

Views are personal and based on information available in the public domain at present. Investors should not consider the same as investment advice. Please consult your financial advisor for all your investment decision.

This document has been prepared by HSBC Asset Management (India) Private Limited (HSBC) for information purposes only with an intent to provide market overview and should not be construed as an offer or solicitation of an offer for purchase of any of the funds of HSBC Mutual Fund. All information contained in this document (including that sourced from third parties), is obtained from sources, which HSBC/ third party, believes to be reliable but which it has not been independently verified by HSBC/ the third party. Further, HSBC/ the third party makes no guarantee, representation or warranty and accepts no responsibility or liability as to the accuracy or completeness of such information. The information and opinions contained within the document are based upon publicly available information and rates of taxation applicable at the time of publication, which are subject to change from time to time. Expressions of opinion are those of HSBC only and are subject to change without any prior intimation or notice. It does not have regard to specific investment objectives, financial situation and the particular needs of any specific person who may receive this document. Investors should seek financial advice regarding the appropriateness of investing in any securities or investment strategies that may have been discussed or recommended in this report and should understand that the views regarding future prospects may or may not be realised. Neither this document nor the units of HSBC Mutual Fund have been registered in any jurisdiction. The distribution of this document in certain jurisdictions may be restricted or totally prohibited and accordingly, persons who come into possession of this document are required to inform themselves about, and to observe, any such restrictions.

This document is intended only for those who access it from within India and approved for distribution in Indian jurisdiction only. Distribution of this document to anyone (including investors, prospective investors or distributors) who are located outside India or foreign nationals residing in India, is strictly prohibited. Neither this document nor the units of HSBC Mutual Fund have been registered under Securities law/Regulations in any foreign jurisdiction. The distribution of this document in certain jurisdictions may be unlawful or restricted or totally prohibited and accordingly, persons who come into possession of this document are required to inform themselves about, and to observe, any such restrictions. If any person chooses to access this document from a jurisdiction other than India, then such person do so at his/her own risk and HSBC and its group companies will not be liable for any breach of local law or regulation that such person commits as a result of doing so.

© Copyright. HSBC Asset Management (India) Private Limited 2024, ALL RIGHTS RESERVED.

HSBC Mutual Fund, 9-11th Floor, NESCO - IT Park Bldg. 3, Nesco Complex, Western Express Highway, Goregaon East, Mumbai 400063. Maharashtra.

GST - 27AABCH0007N1ZS, Email: investor.line@mutualfunds.hsbc.co.in | Website: www.assetmanagement.hsbc.co/in

Mutual Fund investments are subject to market risks, read all scheme related documents carefully. CL1093